



WANT TO LEARN MORE
ABOUT WHAT WE'RE ALL
ABOUT AT CAMP KESEM?



UT STUDENTS!!

**KESEM CALLS Y'ALL
OUT TO
INFO SESSION
NUMBER SIX!**

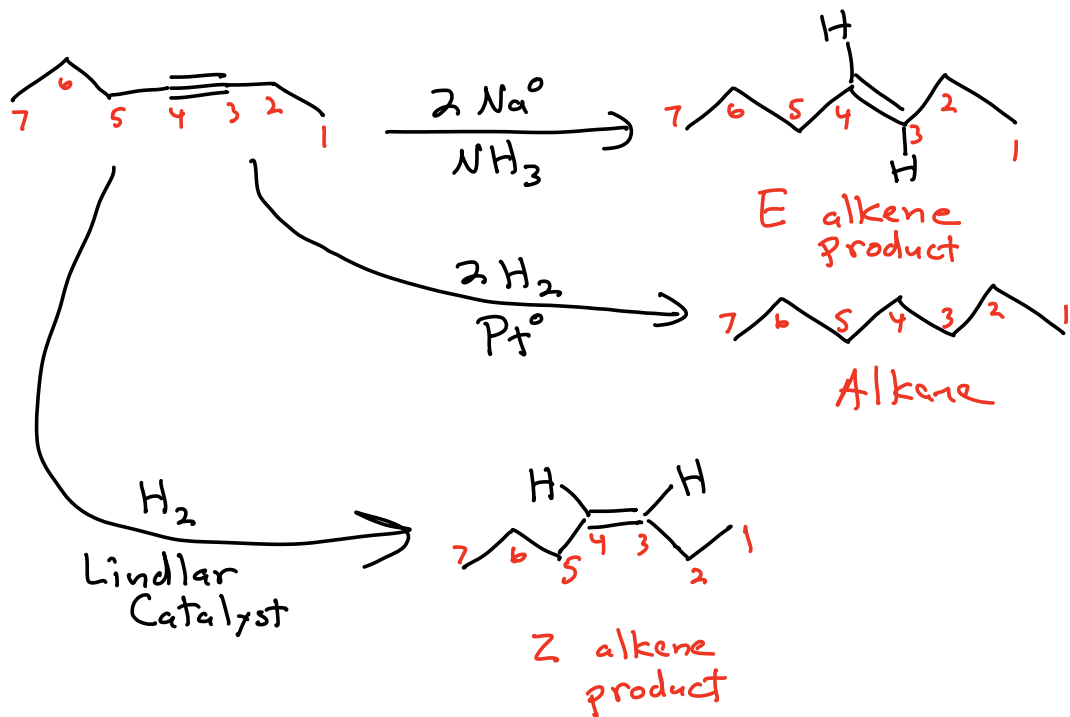
NOVEMBER 1ST
6-7PM
NHB 1.720



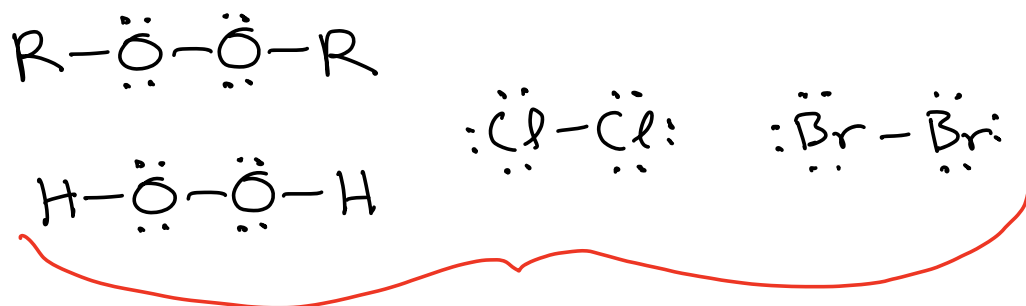


© 2015 Energizer. Energizer and the Energizer Bunny design are trademarks of Energizer Brands, LLC.

Reductions of alkynes \rightarrow 3 choices



Bonds between atoms with multiple lone pairs are generally weaker bonds → Lone pairs repel each other



These bonds can be broken by light or heat

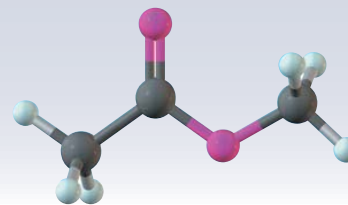


Reference Bond Strengths



Bond Dissociation Enthalpy → amount of energy required to break a bond and create two radicals

Appendix 3 Bond Dissociation Enthalpies



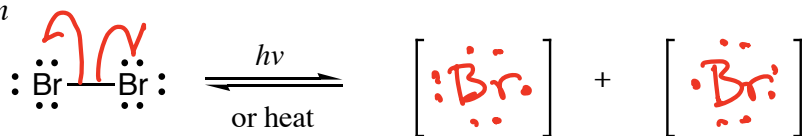
Bond dissociation enthalpy (BDE) is defined as the amount of energy required to break a bond homolytically into two radicals in the gas phase at 25°C.



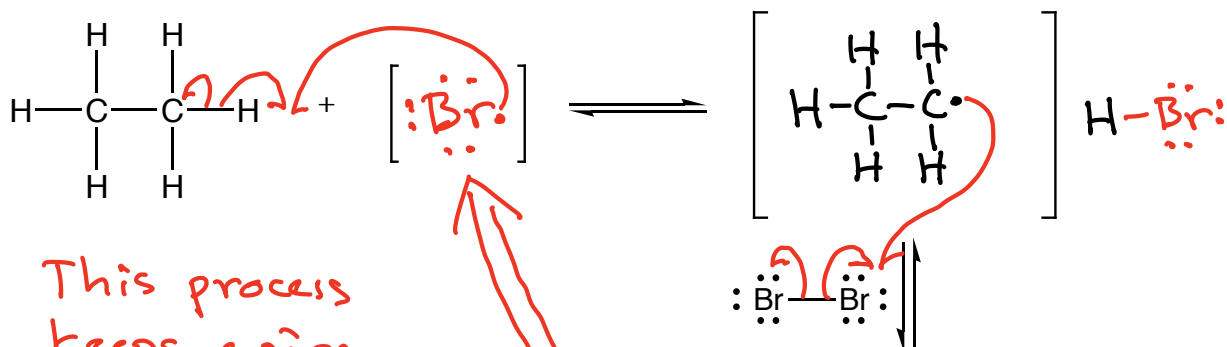
Bond	ΔH^0	Bond	ΔH^0	Bond	ΔH^0
H—H bonds		C—C multiple bonds		C—Br bonds	
H—H	435 (104)	CH ₂ =CH ₂	727 (174)	CH ₃ —Br	301 (72)
D—D	444 (106)	HC≡CH	966 (231)	C ₂ H ₅ —Br	301 (72)
X—X bonds		C—H bonds		(CH ₃) ₂ CH—Br	309 (74)
F—F	159 (38)	CH ₃ —H	439 (105)	(CH ₃) ₃ C—Br	305 (73)
Cl—Cl	247 (59)	C ₂ H ₅ —H	422 (101)	CH ₂ =CHCH ₂ —Br	247 (59)
Br—Br	192 (46)	(CH ₃) ₂ CH—H	414 (99)	C ₆ H ₅ —Br	351 (84)
I—I	151 (36)	(CH ₃) ₃ C—H	405 (97)	C ₆ H ₅ CH ₂ —Br	263 (63)
H—X bonds		CH ₂ =CH—H	464 (111)	C—I bonds	
H—F	568 (136)	CH ₂ =CHCH ₂ —H	372 (89)	CH ₃ —I	242 (58)
H—Cl	431 (103)	C ₆ H ₅ —H	472 (113)	C ₂ H ₅ —I	238 (57)
H—Br	368 (88)	C ₆ H ₅ CH ₂ —H	376 (90)	(CH ₃) ₂ CH—I	238 (57)
H—I	297 (71)	HC≡C—H	556 (133)	(CH ₃) ₃ C—I	234 (56)
O—H bonds		C—F bonds		CH ₂ =CHCH ₂ —I	192 (46)
HO—H	497 (119)	CH ₃ —F	481 (115)	C ₆ H ₅ —I	280 (67)
CH ₃ O—H	439 (105)	C ₂ H ₅ —F	472 (113)	C ₆ H ₅ CH ₂ —I	213 (51)
C ₆ H ₅ O—H	376 (90)	(CH ₃) ₂ CH—F	464 (111)	C—N single bonds	
O—O bonds		C ₆ H ₅ —F	531 (127)	CH ₃ —NH ₂	355 (85)
HO—OH	213 (51)	C—Cl bonds		C ₆ H ₅ —NH ₂	435 (104)
CH ₃ O—OCH ₃	159 (38)	CH ₃ —Cl	351 (84)	C—O single bonds	
(CH ₃) ₃ CO—OC(CH ₃) ₃	159 (38)	C ₂ H ₅ —Cl	355 (85)	CH ₃ —OH	385 (92)
C—C single bonds		(CH ₃) ₂ CH—Cl	355 (85)	C ₆ H ₅ —OH	468 (112)
CH ₃ —CH ₃	376 (90)	(CH ₃) ₃ C—Cl	355 (85)		
C ₂ H ₅ —CH ₃	372 (89)	CH ₂ =CHCH ₂ —Cl	288 (69)		
CH ₂ =CH—CH ₃	422 (101)	C ₆ H ₅ —Cl	405 (97)		
CH ₂ =CHCH ₂ —CH ₃	322 (77)	C ₆ H ₅ CH ₂ —Cl	309 (74)		
C ₆ H ₅ —CH ₃	435 (104)				
C ₆ H ₅ CH ₂ —CH ₃	326 (78)				

Alkane Free Radical Halogenation

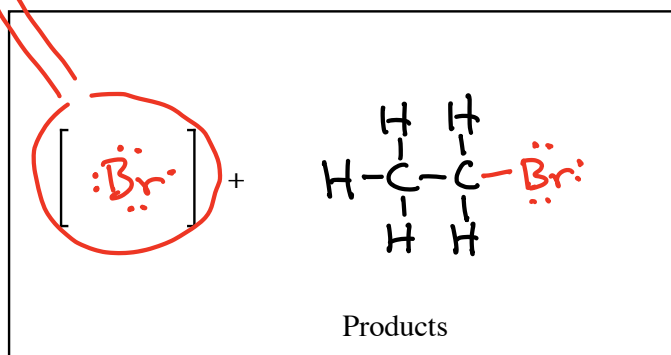
Initiation



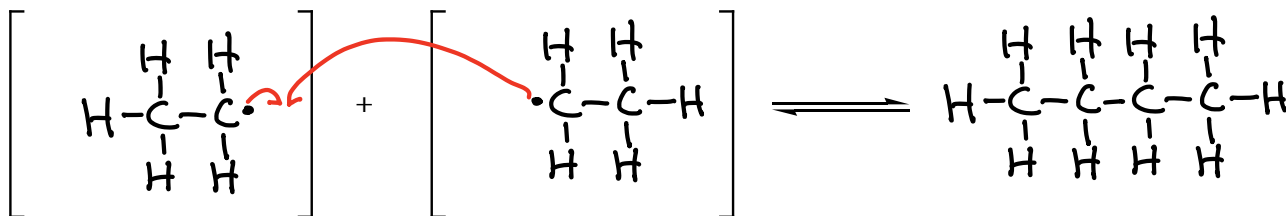
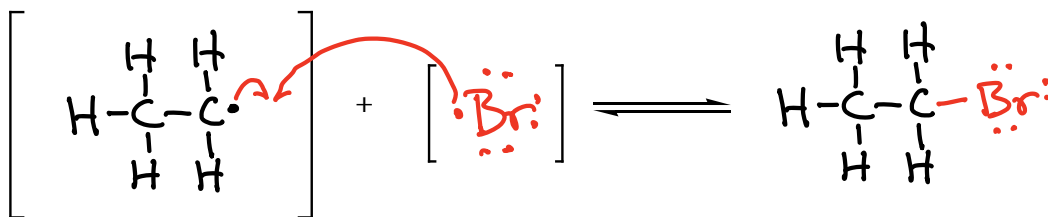
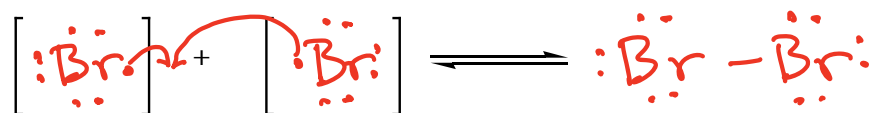
Propagation



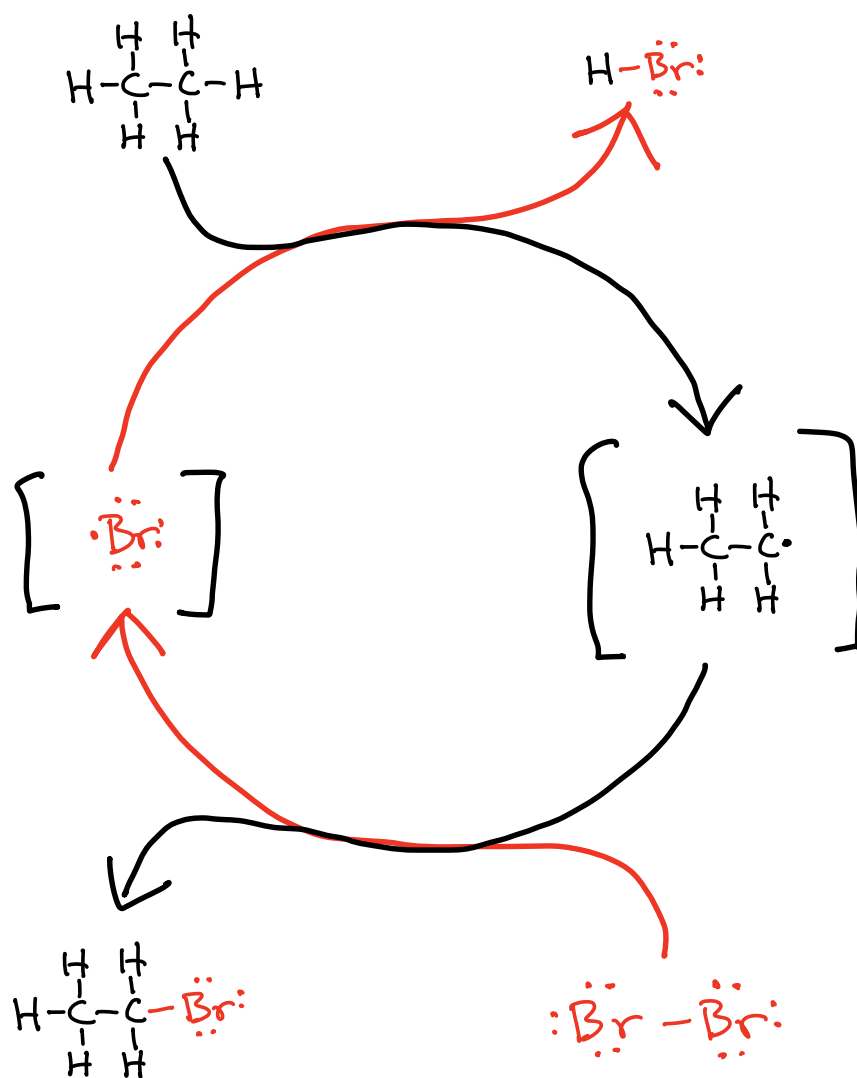
This process keeps going and going and going....



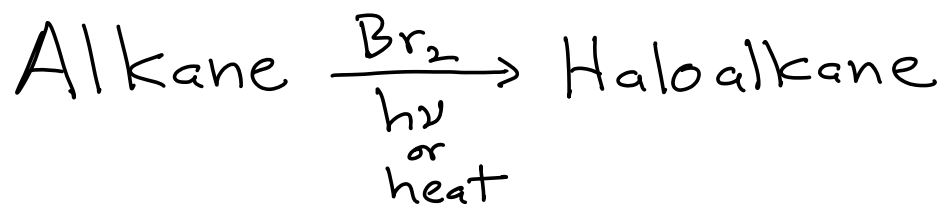
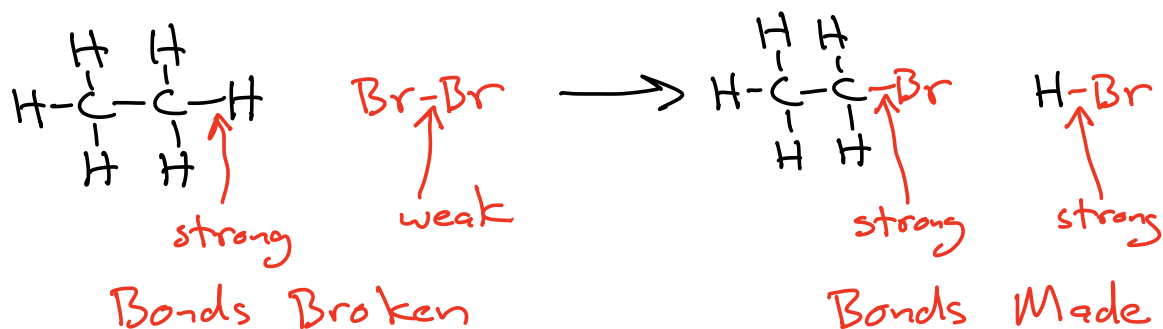
Termination



Propagation Process Diagram




Motive for overall process



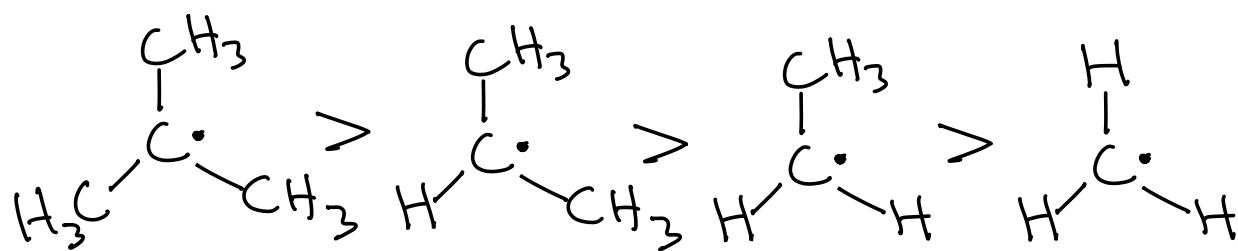
This is the only reaction you will learn that starts with an alkane

Radical \rightarrow species with an unpaired electron \rightarrow very reactive \rightarrow we only see these as a reaction intermediate



\Rightarrow Think of a radical as being "analogous to a carbocation"

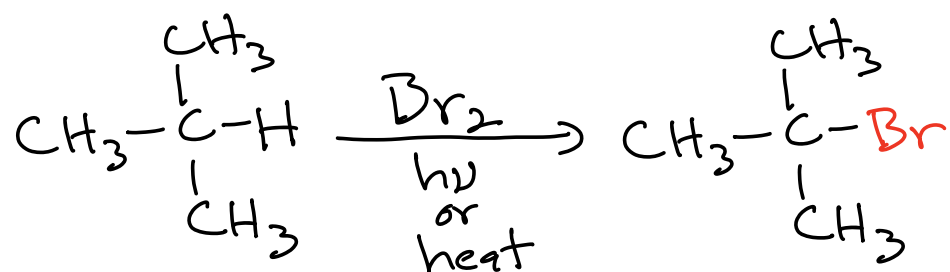
- \rightarrow sp^2 hybridized with the unpaired electron in the 2p orbital
- \rightarrow Alkyl groups stabilize radicals through hyperconjugation



\leftarrow Radical Stability

★ \Rightarrow When there is a choice in a radical reaction with an alkane, the Br atom will end up on the most substituted C atom(s) in the molecule

Reason \Rightarrow More stable radicals form more easily



Br₂ is more selective than Cl₂
so always use Br₂

Hammond's Postulate

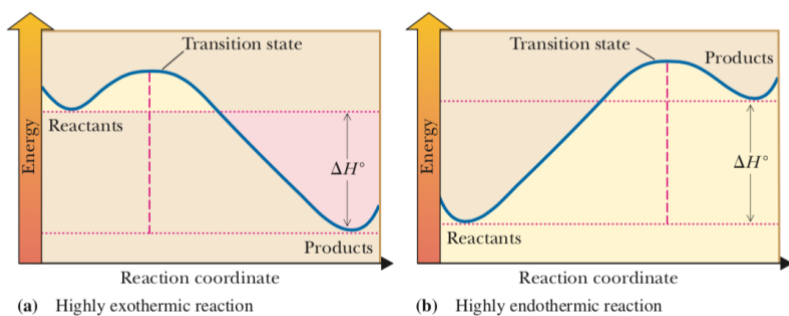


Figure 8.2
Hammond's postulate. Energy diagrams for two one-step reactions. In the exothermic reaction, the transition state occurs early, and its structure resembles that of the reactants. In the endothermic reaction, the transition state occurs late, and its structure resembles that of the products.

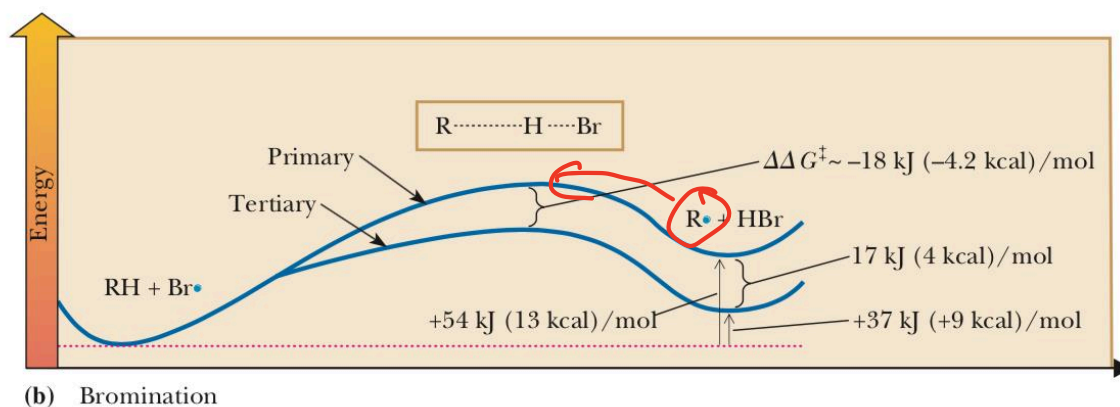
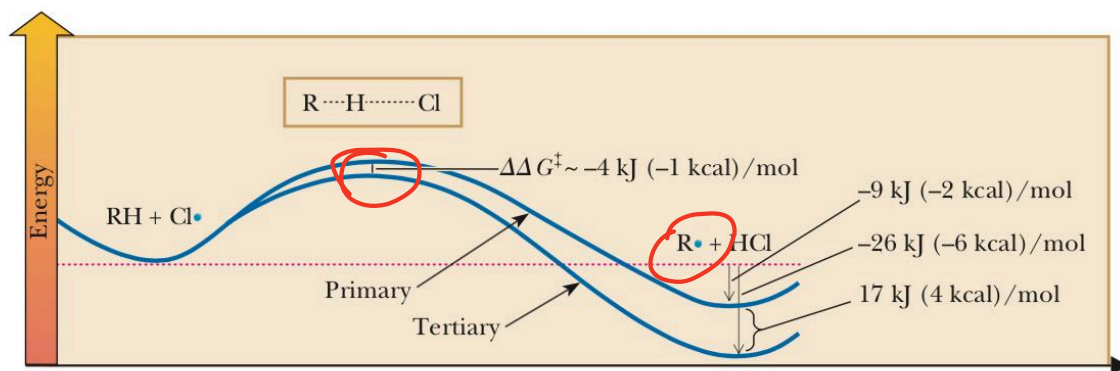
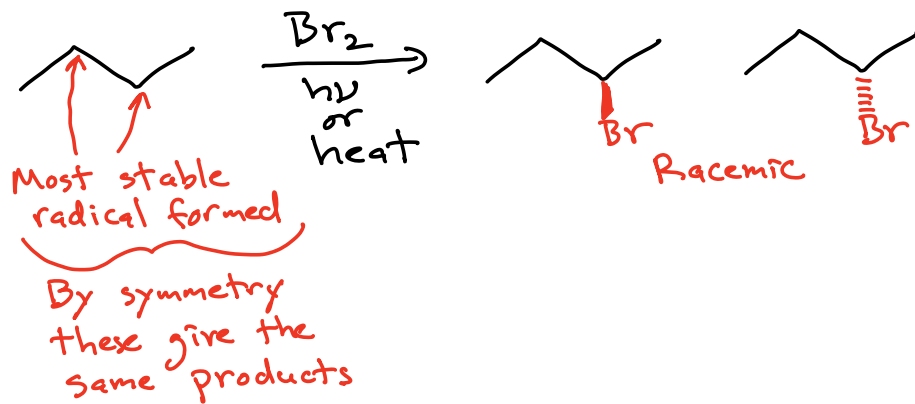

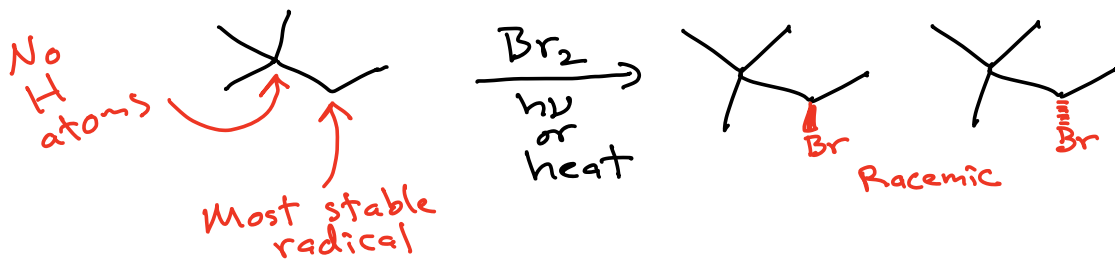


Figure 8.3

Transition states and energetics for hydrogen abstraction in the radical chlorination and bromination of 2-methylpropane (isobutane). The product is the intermediate radical, $R\cdot$.

Examples



Organic Chemistry is the study of carbon-containing molecules.

This class has two points.

The first point of the class is to understand the organic chemistry of living systems. We will teach you how to think about and understand the most amazing things on the planet!!

Water is essential for life, you will learn why water has such special properties. 8/25/2022

You will learn the secret structural reason proteins, the most important molecular machines in our bodies, can support the chemistry of life. 9/6/22

You will learn why when you take Advil for pain, exactly half of what you take works, and the other half does nothing. 9/20/22

You will learn how toothpaste works. 9/29/22

You will learn how a single chlorofluorocarbon refrigerant molecule released into the atmosphere can destroy many, many ozone molecules, leading to an enlargement of the ozone hole. 10/27/22

You will learn how medicines like Benadryl, Seldane, and Lipitor work.

You will learn how Naloxone is an antidote for an opioid overdose.

You will learn why Magic Johnson is still alive, decades after contracting HIV.

You will learn how MRI scans work.

The second point of organic chemistry is the synthesis of complex molecules from simpler ones by making and breaking specific bonds.

You will learn how to understand movies of reaction mechanisms like alkene hydration. 10/4/22

You will learn reactions that once begun, will continue reacting such that each product molecule created starts a new reaction until all the starting material is used up. 10/27/22

You will learn reactions that can make antifreeze from vodka.

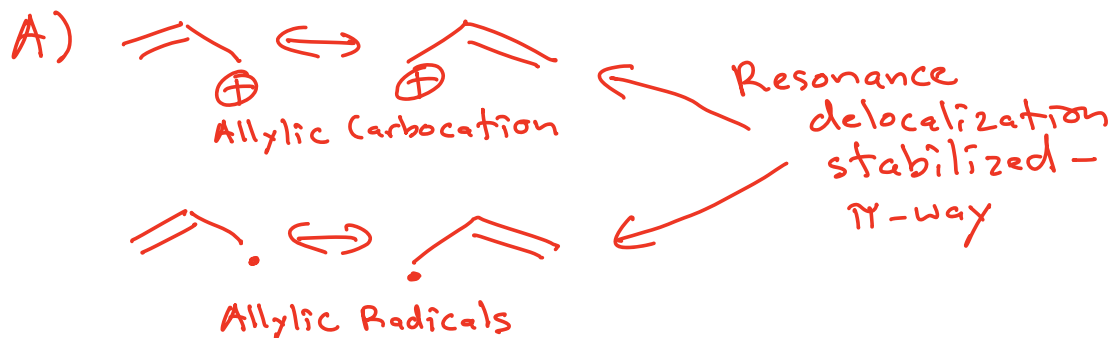
You will learn a reaction that can make nail polish remover from rubbing alcohol.

You will learn how to look at a molecule and accurately predict which atoms will react to make new bonds, and which bonds will break during reactions.

You will learn how to analyze a complex molecule's structure so that you can predict ways to make it via multiple reactions starting with less complex starting molecules.

Allylic Halogenation

2 New Ideas



\Rightarrow Radicals easily form on the carbons adjacent to a pi bond ($\text{C}=\text{C}$)

B) When given a choice in allylic halogenation reactions you always make the most stable alkene product